

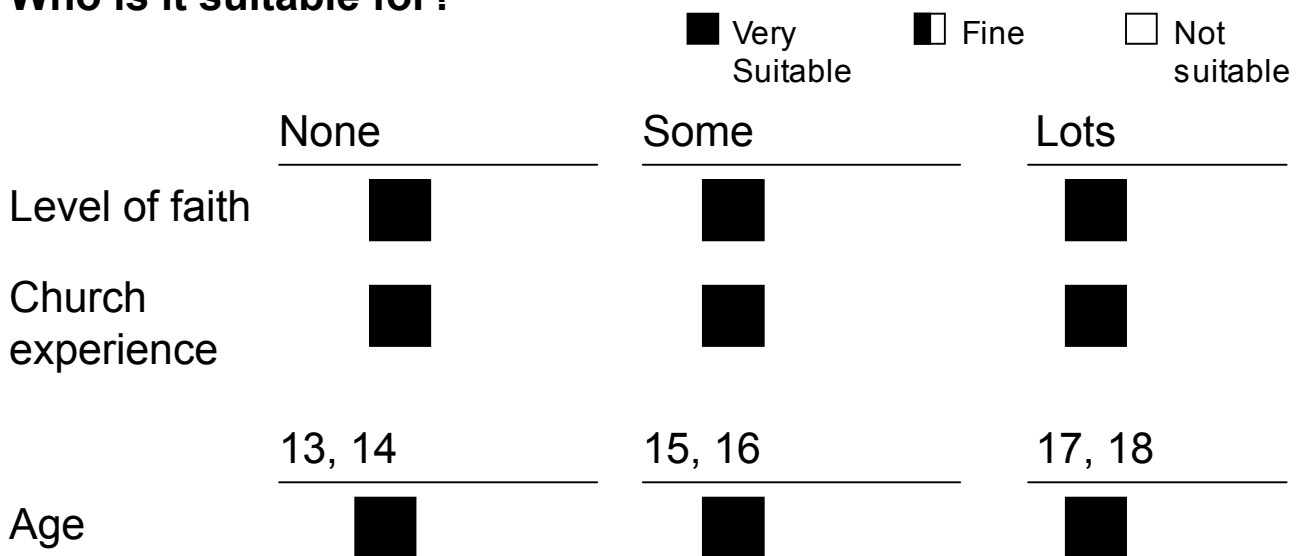
TENT PRAYERS

What does Jesus have to say about ... Relationships?

What is this all about?

A huge amount of Jesus' teaching is about how we relate to each other. So, what does Jesus really have to say about this?

Who is it suitable for?



Overview of the days please!!

- Sunday : Get to know each other
- Monday : Don't judge
- Tuesday : Be humble
- Wednesday : Put people before things
- Thursday : Forgive one another
- Friday : Love one another (even your enemies!)

TENT PRAYERS

Advice for leading Tent Prayers (1/2)

What is the point of Tent Prayers?

A successful tent prayers provides campers with the opportunity to get to know you and each other, to discuss their faith with each other in a friendly and fun environment and to learn together and from each about God.

Five handy hints

(1) Meet in a TOP place (Together, Out of the tent and Private)

- *Together*: Find a place where everyone feels part of one single group. I would recommend sitting in one circle so that everyone can see each other. It helps if everyone is sitting on the same level (avoid having some on the floor and some on seats). Try not to have anything in the middle of the group like a table (feel free to rearrange the any of the marquees to make the right space for your group).
- *Out of the tent*: Definitely leave the tent. A tent is a bad place to have tent prayers. Campers can't really see each other very well and they get really distracted with their belongings. They also tend to fall asleep! Even if it's raining, don't be tempted to meet in the tent. Take some chairs out of the chapel or main marquee and put them up in field. Or meet in the chapel, lounge, teaside or main marquee.
- *Private*: Try to find a space not too near another group so that your campers will be able to talk in private and won't be too distracted by each other!

(2) Prepare

Prepare what you are going to do in advance. Decide at the beginning of the week which tent leader is going to take responsibility for leading each day. In preparing, you can use the material in this booklet. Everything marked with an **R** is recommended, everything marked **O** is optional. You will need to think what is most appropriate for your campers. You will not have time to do everything!

(3) Stop talking!

As much as possible get the campers talking. Ask them what *they* think, ask them what *they* think of what each other has said. If you are not leading the session, try not to talk at all!!

(4) Be yourself

Be yourself with the campers. If you want the campers to share their personal stories and views, then you need to lead by example (without talking too much!!)

(5) Have fun and let it flow

You're not at school. And even if you were, people learn better if they're enjoying themselves! Having banter and playing games are a critical part of tent prayers – not a waste of time!! Also don't worry too much about covering all the material you have planned if the campers get into a debate or discussion. It is fine to go where the energy is.

Advice for leading Tent Prayers (2/2)

Frequently Asked Questions

Q: Do I have to use all the time?

A: No, definitely not. It is much better to have a really good 15 minute session, than a 30 minute session that drags. However, if you find time is dragging I would encourage you to spend the extra time playing games or walking to the beach together as then you are getting to know each other!

Q: How do I get them out of bed?

A: First of all, expect them to get out of bed. Expect them to do what you say. You are their authority figure and they will tend to do what you say, if you make it clear that you expect them to. However if you appear unsure whether they will do what you say, then they will realise that and not do it. On this basis, tell them what you want them to do and then assume they will do it. When it comes to getting out of bed, give them advance notice of what you expect them to do: i.e. when and where you expect them to be. (You can give them a choice about where they want tent prayers to be – but not in the tent!!) Having told them to get up, try not to hover over them. If you hover, they will feel that you don't believe they are going to do what you say. If they are being very slow go back and tell them once – act amazed that they haven't got up. If they continue to take ages get some 1 on 1 time with them afterwards, ask why they were so late and explain that it is important that they are there on time. If you have any problems here, talk to a Cheese

TENT PRAYERS

Sunday: Get to know each other (1/2)

AIM OF THE SESSION

- Get to know each other a little. Help the campers to feel comfortable with each other and with you by getting them talking (about anything!!)
- Explain what you will be doing in Tent Prayers each morning.

SUGGESTED ACTIVITIES

R Get together

- Get everyone together in a TOP place (Together, Out of the tent and Private)
- Explain that you have until breakfast at 9am to have a bit of time to get to know each other.

R Get to know each other

- Find out a bit about each other. One way to do this is to 'Go round the circle' (described below)

'Go round the circle:'

- Go round the circle asking everyone to say: (leaders should do this too)
 - Their name
 - Where they come from
 - Their favourite TV show as a kid (alternatively their yuckiest food, best dream, ideal job)
- Go round the circle again asking everyone to say: (leaders should do this too)
 - Whether they've come to camp before
 - How they ended up coming this time
 - What they want to get out of the week

O Play a game

- If appropriate play a game. It helps to lighten the tone. (I would strongly recommend it – I found it worked with all the boys tents I ever led and girls aren't that different really, are they?!!!!).

Possible games (all explained in more detail in the appendix)

- Yee-ha
- 'Question, Question'
- Monkey Fight
- The 'Yes, No game'
- Call my bluff

TENT PRAYERS

Sunday: Get to know each other (2/2)

R Explain Tent Prayers

- Explain that you'll be meeting every day at 8.30 for Tent Prayers.
- Explain what the point of Tent Prayers is – a chance to get to know our tent and to discuss together some of our thoughts about God.
- Ask them if they would be interested in leading it themselves and say you will be asking one of them later today if they would like to lead it tomorrow. (don't forget to do this!!)

O Read a Bible Verse

- You may want to use a bible verse to illustrate how the aim of tent prayers and camp as a whole is to find out about God

Verses about finding out about God



- Luke 19 v1-4: Zacchaeus was prepared to climb a tree to find out about Jesus. Camp is a great opportunity to 'climb a tree'
- Matthew 7 v7: This passage tells us to you Ask and it will be given, seek and you will find, knock and the door will be opened. Camp is great chance to have a go at asking, seeking and knocking.

O Find out where you're all at

- You may want to take a moment to find out where you campers are at in their faith. The best way to do this is to use an appropriate analogy which gives everyone an opportunity to say where they are. The football analogy below works well with boys, but there are plenty of others.
 - The Football Analogy: One way to think about faith is think about a football pitch. On a football pitch, you've got your strikers (who are zooming around, everything going well – they might score at any moment). You've got your midfielders (who are doing pretty well too, they're just a bit further back from the strikers but they also might score). You've got your defenders (who are much further back from the action, but they have moments when they get further forward, and they are on the pitch). You've also got the substitutes who are not on the pitch. And then there's the supporters who aren't in a team and aren't likely to get on the pitch. If the strikers are people who feel very strongly about their faith in God, the midfielders less so etc, etc, where would you put yourself?
 - You can also use a train station analogy (are you on the train, thinking of getting on the train, buying a ticket, thinking of buying a ticket, in the car park, at home etc.). There are lots of others – feel free to be imaginative.
- Explain the analogy and give everyone a chance to say where they are at. Make sure you say where you are at. Don't start with the keenest bean otherwise campers will feel that they have to say they are doing brilliantly with God and will be embarrassed to say otherwise. The key thing is to get them opening up about this stuff just a little!

R Close

- One of the leaders should say a short prayer.
- Then remind everyone about the morning session and dash off to breakfast!

TENT PRAYERS

Monday: Don't judge

R Have a chat

- Take time to ask how people slept and what they thought of yesterday
- There is no need to hurry through this bit – it is important to get to know each other

O Play a game

- If appropriate play a game. For possible games, see the appendix.

R Explain what you're doing in tent prayers

- ? Explain that you're going to look at how we relate to other people
- ? What type of relationships do we have (e.g., siblings, friends etc.)
- ? What are the biggest challenges in relationships/friendships?

R Discussion

- ? What does it mean to 'judge' someone?
- ? Is it always wrong to judge someone?
- ? Have you ever been unfairly judged? How did it feel?

R Read and understand the passage



Ask one of the campers to read Matthew 7 vs 1-5

- ? What does Jesus say about judging others?
 - What two reasons does Jesus give about not judging others? (verse 2 and verse 5)
 - What impact does judging other people have on them? (If you're not sure think about the impact that it has on you?) What impact does it have on relationships?
 - What sort of people do you think Christians judge the most?
 - What sort of people do you think are hardest not to judge?
 - What do you think you can do to stop yourself judging other people?

O Pray

- If there is time and it is appropriate you might want to ask if the campers want to pray about anything. There are different ways you can do this.

Possible ways to pray

- Say you're all going to pass around an object to the left and when you have it in your hand you can say a prayer either out loud or in your head
- Ask the campers if there is anything they think it would be good to pray for and then either the leaders or a couple of the campers could pray these things

R Close

- If you haven't prayed already, one of the leaders should say a short prayer.
- Then remind everyone about the morning session and dash off to breakfast!

TENT PRAYERS

Tuesday: Be humble! (1/2)

R Have a chat

- Take time to ask how people slept and what they thought of yesterday
- There is no need to hurry through this bit – it is important to get to know each other

O Play a game

- If appropriate play a game. For possible games, see the appendix.

R Reminder of yesterday's tent prayers

- ☐ Ask the campers what you did yesterday in tent prayers.

O Game: Who is the greatest?

- ☐ Without asking any questions of the other campers, ask the campers to point at who they think is ...
 - The tallest
 - The one with the most siblings
 - The oldest
 - The best at sleeping
 - The one who can jump the highest

R Discussion

- ☐ What do you think of when you hear the word 'humility'? Why?
- ☐ What does it mean to be humble?
- ☐ Is it easy to be humble? Why? Why not?
- ☐ What is the opposite of being humble? Do you know anyone like that? What impact does this have on other people?

R Read and discuss passage

- Ask one of the campers to read Matthew 6 v 1-18
- ☐ What do you think links together these three pieces of advice about giving, praying and fasting?
- ☐ Why do you think Jesus is so critical of the hypocrites?
- ☐ What impact does being a hypocrite have on other people?
- ☐ Do you think it is possible not to be a hypocrite?
- ☐ What do you think we can do about it?

TENT PRAYERS

Tuesday: Be humble! (2/2)

R Sharing good ideas!!

- ? Why is it so hard to be humble?
- ? Any good ideas about how to have a humble attitude?

O Pray

- If there is time and it is appropriate you might want to ask if the campers want to pray about anything. There are different ways you can do this.

Possible ways to pray

- Say you're all going to pass around an object to the left and when you have it in your hand you can say a prayer either out loud or in your head
- Ask the campers if there is anything they think it would be good to pray for and then either the leaders or a couple of the campers could pray these things

R Close

- If you haven't prayed already, one of the leaders should say a short prayer.
- Then remind everyone about the morning session and dash off to breakfast!

Wednesday Tent Prayers do not always happen. If there is no time, then move straight on to Thursday's recommended activities.

TENT PRAYERS

Wednesday: Put people before things

R Have a chat

- Take time to ask how people slept and what they thought of yesterday
- There is no need to hurry through this bit – it is important to get to know each other

R Reminder of yesterday's tent prayers

- ☐ Ask the campers what you did yesterday in tent prayers.

R Discussion

- ☐ If there was a fire in your house what are the three things you would save?
- ☐ How important are material possessions to us?
- ☐ Is it good or bad to enjoy material possessions?

R Read and understand the passage



Ask one of the campers to read Luke 12 v 13-21

- ☐ What happens in the passage?
 - What point do you think Jesus is trying to make?
 - What do you think Jesus think about material things? (If everyone says that he hated them, ask 'What about the fact that he enjoyed good food, and turned water into wine?')
 - What good impact do you think material possessions can have on our relationships?
 - What bad impact do you think material possessions can have on our relationships?
 - What do you think our attitude to our material possessions should be then?
 - How easy is this?

O Pray

- If there is time and it is appropriate you might want to ask if the campers want to pray about anything.

R Close

- If you haven't prayed already, one of the leaders should say a short prayer.
- Then remind everyone about the morning session and dash off to breakfast!

Thursday: Forgive one another

R Have a chat

- Take time to ask how people slept and what they thought of yesterday
- There is no need to hurry through this bit – it is important to get to know each other

O Play a game

- If appropriate play a game. For possible games, see the appendix.

R Reminder of yesterday's tent prayers

- ? Ask the campers what you did yesterday in tent prayers.

O Discuss

- What is forgiveness?
- Have you ever forgiven someone when it was really hard?

R Read and understand the passage



Ask one of the campers to read Matthew 5 v 21-26

- ? What do you think Jesus is saying in this passage?
- ? Do you think Jesus really thinks that anger is as bad as murder – or is he just trying to get our attention?
- ? Why does Jesus think that we should forgive other people (verse 24-26)
 - Do you think it is always appropriate to forgive someone? What if they don't say sorry?
 - Has anyone ever refused to forgive you for some time? What impact did it have on your friendship?
 - How does forgiving someone affect relationships?

O Pray

- If there is time and it is appropriate you might want to ask if the campers want to pray about anything. There are different ways you can do this.

Possible ways to pray

- Say you're all going to pass around an object to the left and when you have it in your hand you can say a prayer either out loud or in your head
- Ask the campers if there is anything they think it would be good to pray for and then either the leaders or a couple of the campers could pray these things

R Close

- If you haven't prayed already, one of the leaders should say a short prayer.
- Then remind everyone about the morning session and dash off to breakfast!

TENT PRAYERS

Friday: Love one another, even your enemies!


R Have a chat

- Take time to ask how people slept and what they thought of yesterday
- There is no need to hurry through this bit – it is important to get to know each other

O Play a game

- If appropriate play a game. For possible games, see the appendix.



R Reminder of yesterday's tent prayers

-  Ask the campers what you did yesterday in tent prayers.

R Read and understand the passage



Ask one of the campers to read Matthew 5 vs 43-49

-  What is Jesus asking his disciples to do in this passage?
 - What reasons can you think of for why this might be stupid advice?
 - What reasons does Jesus give for why we should love our enemies? (verse 45-48)
 - Is God being fair in verse 45?
-  Who would be the hardest person to love if you each loved your enemies?
 - Could you do it?

O Take time to pray for each other

- It is great to make time to pray for each other about heading back home. If there is not time to do this on Friday, I would strongly recommend doing this on Saturday morning (you can get up early before set down!)
- There are two obvious ways to do this
 - Give one camper (and leader) the chance to share the things they would like prayer about leaving camp. Then a few of you pray for that person. Then go clockwise to the next person.
 - Get two or three campers/leaders to share the things they would like prayer for. Then the rest of the tent pray for those three people. Then move on to the next three people.
 - Ask everyone to share some things they would like prayer for (perhaps related to one of the things you have looked at this week). After everyone has shared ask everyone to pray for the person on their left all at the same time. (it is worth telling people before sharing that they will be praying for the person on their left, then they will make the effort to remember what this person has said!!)

R Close

- If you haven't prayed already, one of the leaders should say a short prayer.
- Then remind everyone about the morning session and dash off to breakfast!

Appendix: Games

1 Yee-Haw

- Everyone plays at once
- Great fun – but easier to explain face to face! Ask Jonny Hopper or Mikey Walker to explain it to you

2 Question, Question

- Two people play at a time
- Person 1 asks Person 2 a question. Person 2 needs to respond with a question (that makes sense as a response!). Person 1 has to then respond to that with a question, etc.etc.
- The first person not to be able to respond with a question that makes sense as a response without pausing for too long loses!
- Winner stays on!

3 The Yes, No Game

- Everyone plays at once
- One person is selected to be 'on'. That person is then asked questions by everyone else in any order. They must answer every question without saying Yes or No (or any version of these words – e.g. Yep, Nope.) They are also not allowed to shake or nod their head. They are not allowed to ignore questions. Once they say one of these words, their go is over and a new person is 'on'.
- The person who lasts the longest wins. (if anyone lasts 60 seconds, you might want to stop and declare them a winner)

4 Monkey Fight

- Everyone plays at once
- Great fun – but easier to explain face to face! Ask John Tomlinson, Andrew Tomlinson or Jon Yates to explain it to you!

5 Call my bluff

- Everyone plays at once
- Get one person to come up with three (or four) statements about themselves. One of these should be a lie and the rest should be true. They then tell everyone the statements in any order without telling the group which is the lie. The group then has to vote on which they think is the lie.
- You could play this everyday which a different person doing it everyday. However, you will need to give campers advance notice that they need to come up with some statements or the game will take forever!!